

DFA CANADIAN CORE EQUITY FUND

DEFINING CORE EQUITY

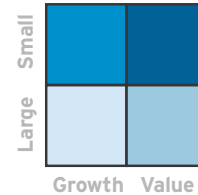
The DFA Canadian Core Equity Fund invests in the broad Canadian equities market with a modest tilt toward small cap stocks and value stocks.

Dimensional Fund Advisors (“Dimensional”) the sub-advisor of the DFA Canadian Core Equity Fund, determines a company’s size by measuring its market capitalization. Market cap is calculated by multiplying a stock’s price by the number of shares outstanding. Dimensional primarily uses the ratio of a company’s book value to its market value (BtM) in order to determine its placement on the value/growth spectrum. When assessing value, Dimensional may also consider other factors such as a company’s price-to-cash-flow ratio and price-to-earnings ratio.

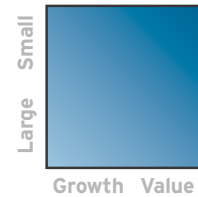
Research conducted by Professors Eugene Fama and Kenneth French found that small cap stocks and value stocks have higher expected returns over long periods. Small stocks and value stocks generally have a high level of risk. Because risk and return are directly related, this higher risk provides small and value stocks with higher expected returns.

INTEGRATED SOLUTION

Smooth, cost-effective exposure to the market



Traditional asset allocation uses components that segment a portfolio.



Core Equity provides multifactor-tilted exposure to the entire market.

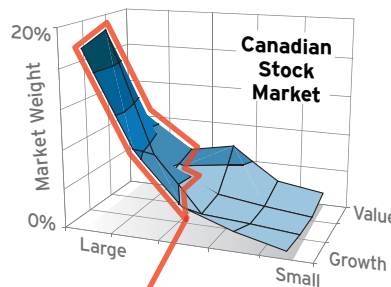
CONSTRUCTING THE FUND

Stocks in the Canadian market are divided into BtM categories. To achieve a value tilt relative to the market, the fund’s target weights are increased for stocks in the value (highest BtM) category and decreased for those in the growth (lowest BtM) category. On average, this process moves about 23% of the fund from the growth category to the value category.

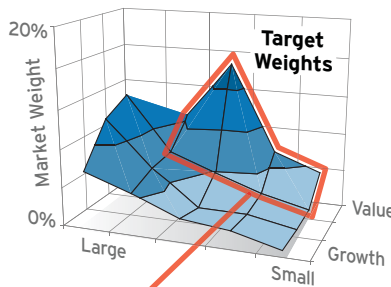
The fund’s small cap exposure is enhanced by increasing the target weight of small stocks relative to their market weight. Currently, the minimum market cap for eligible stocks in the DFA Canadian Core Equity Fund is \$25 million. As a result, the fund includes securities smaller than those in the TSX Composite. In addition, about 15% of the portfolio from the largest stock category is invested across the smaller size category.

PORTFOLIO CONSTRUCTION

Value and small factor-tilts on the whole market



Most market capital is in large cap and growth stocks.



Target weights are increased for small cap stocks and value stocks.

FUND FACTS (Class A)

NUMBER OF HOLDINGS
575

WEIGHTED AVERAGE MARKET CAP (MILLIONS)
\$23,097

WEIGHTED AVERAGE BOOK-TO-MARKET RATIO
0.63

PRICE/EARNINGS RATIO (EXCLUDING NEGATIVES)
12.6

WEIGHTED AVERAGE DIVIDEND-TO-PRICE
2.87%

MANAGEMENT EXPENSE RATIO (as of June 30, 2008)
1.47%

The fund’s prospectus contains more complete information on risks, advisory fees, distribution charges and other expenses.

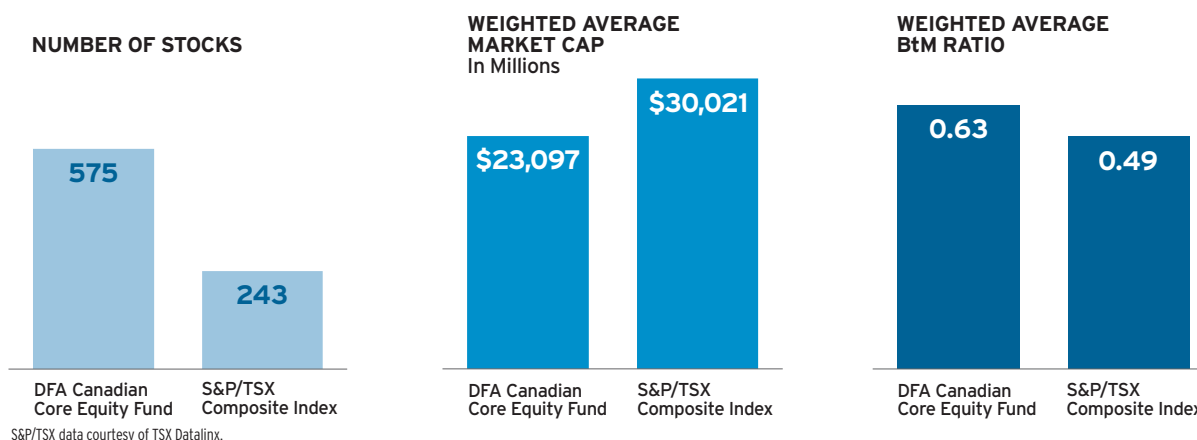
FOCUSING ON THE ASSET CLASSES

To refine the eligible universe of stocks further and achieve focused exposure to the size and value asset classes, exclusion screens are applied. The DFA Canadian Core Equity Fund's first screen eliminates from consideration stocks that are not part of the asset class (such as holding companies). As of September 30, 2008, this process eliminated 113 of the 731 stocks in the initial universe. Additional screens for pricing concerns and trading concerns removed 177 stocks from consideration. The result was an eligible buy list of 441 stocks that Dimensional believes keeps the strategy precisely focused on the asset classes.



THE RESULT: BROADER REPRESENTATION OF THE MARKET

Dimensional's strategies are engineered to capture the factors that drive returns. Intelligent engineering and trading expertise result in the DFA Canadian Core Equity Fund's broader diversification and stronger exposure to the higher expected returns of small cap stocks and high BtM stocks.



EFFECTIVE TRADING PRACTICES

Trading costs matter. Dimensional uses its capacity, reputation, and expertise to manage trading costs. Because Dimensional does not index, we can practice patient trading, focusing on price rather than time of execution. We can design our strategies to mitigate the effects of momentum. As a whole, this disciplined trading approach means lower trading costs that can directly benefit our clients.

Read more about Dimensional and our trading advantage in the publication *What Makes Dimensional Different*.

DIMENSIONAL WORLDWIDE:

VANCOUVER

SANTA MONICA

AUSTIN

CHICAGO

LONDON

SYDNEY

www.dfacanada.com



The mutual funds advised by Dimensional Fund Advisors Canada Inc. are available only to Canadian residents, through authorized registered dealers. This communication is intended for Canadian residents only and does not constitute an offer or solicitation by anyone in any jurisdiction in which such an offer or solicitation is not allowed. Commissions, trailing commissions, management fees and expenses all may be associated with mutual fund investments. Please read the prospectus carefully before investing. Mutual funds are not guaranteed, their value changes frequently and past performance may not be repeated. The fund's prospectus contains more complete information on risks, advisory fees, distribution charges, and other expenses and should be read carefully before you invest or send money. Prospectuses for Dimensional Funds can be obtained directly from Dimensional Fund Advisors Canada Inc. at Suite 1520, 1500 West Georgia Street, Vancouver, British Columbia V6G 2Z6; by calling 604-685-1633, or by visiting www.dfacanada.com.

Date of first use: January 1, 2006.