

This document contains key information you should know about the Class F(H) units of the DFA U.S. Core Equity Fund. You can find more detailed information in the fund's simplified prospectus. Ask your adviser for a copy, contact Dimensional Fund Advisors Canada ULC by calling collect at 604-685-1633 or by email at info@dfacanada.com, or visit www.dfacanada.com.

Quick facts

Date fund created	Class F(H) — December 17, 2008	Portfolio Manager	Dimensional Fund Advisors Canada ULC
		Principal Sub-Advisor	Dimensional Fund Advisors LP
Total value on May 31, 2011	\$453,204,073.81	Distributions	Quarterly
Management expense ratio (MER)	0.42%	Minimum investment	\$10,000 initial, \$50 additional

What does the fund invest in?

The fund invests primarily in a broad and diverse group of common stocks of U.S. operating companies with an increased exposure to small capitalization and value companies. Dimensional Fund Advisors LP, the principal sub-advisor to the fund, determines size based on market capitalization and value based primarily on an issuer having a high book value in relation to its market capitalization though the sub-advisor may also consider other measures such as price-to-cash-flow or price-to-earnings ratios. The sub-advisor does not rely on stock picking or market timing in making investments. In constructing an investment portfolio, the sub-advisor identifies a broadly diversified universe of eligible securities with precisely-defined risk and return characteristics. It then places priority on efficiently managing portfolio turnover and keeping trading costs low.

The Class F(H) units of the fund will have a return that is primarily based on the performance of the fund's portfolio investments because a majority of the foreign currency exposure will be hedged using derivative instruments such as foreign currency forward contracts.

The charts below give you a snapshot of the fund's investments on May 31, 2011. The fund's investments will change.

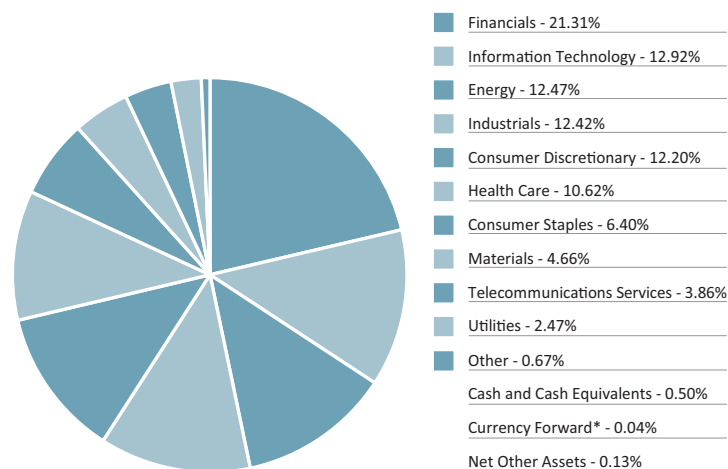
Top 10 investments (May 31, 2011)

1. AT&T Inc.	1.83%
2. General Electric Co.	1.72%
3. Exxon Mobil Corp.	1.71%
4. Chevron Corp.	1.70%
5. JP Morgan Chase & Co.	1.63%
6. Wells Fargo & Co.	1.46%
7. Pfizer Inc.	1.39%
8. Citigroup Inc.	1.24%
9. Bank of America Corp.	1.23%
10. ConocoPhillips	1.05%

The top 10 investments make up 14.96% of the fund.

Total Investments	2,590
--------------------------	--------------

Investment mix (May 31, 2011)



* Currency forwards are primarily used to hedge the currency exposure of Class A(H), F(H) and I(H) units of the fund.

How has the fund performed?

This section tells you how this class of the fund has performed over the past 1 year. Returns are after expenses have been deducted. These expenses reduce the returns of the class.

It's important to note that this doesn't tell you how the class will perform in the future. Also, your actual after-tax return will depend on your personal tax situation.

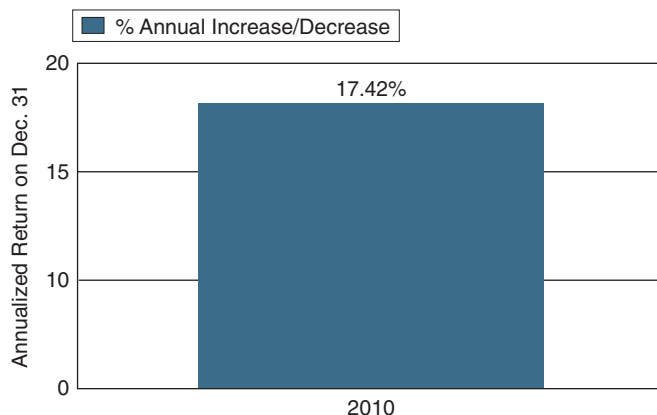
Average return

A person who invested \$1,000 in this class of the fund on January 23, 2009 would have \$1,727.54 as of May 31, 2011. This works out to an annual compound return of 26.18%.

Year by Year returns


This chart shows how this class of the fund has performed in each of the past 1 years. The class did not drop in value in the year shown.

DFA U.S. Core Equity Fund, Class F(H)



How risky is it?

When you invest in a fund, the value of your investment can go down as well as up. Dimensional Fund Advisors Canada ULC has rated this fund's risk as medium. For a description of the specific risks of the fund, see the fund's simplified prospectus.



Are there any guarantees?

Like most mutual funds, this fund doesn't have any guarantees. You may not get back the money you invest.

Who is this fund for?

This fund is appropriate, as part of a diversified portfolio, for investors seeking long-term capital appreciation from investment primarily in U.S. companies. It would be suitable, therefore, for investors with a medium tolerance for risk and a long-term investment time horizon.

This fund is not appropriate for investors who are unwilling to accept fluctuations in the market value of their investment.

Before you invest in any fund, you should consider how it would work with your other investments and your tolerance for risk.

A word about tax

In general, you pay tax on your share of the fund's earnings and on taxable capital gains you realize from redeeming your investment. The amount of tax depends on the tax rates that apply to you, and the type of earnings realized by the fund (e.g. interest, dividends, capital gains, etc.). In general, registered retirement savings plans and other registered plans don't pay tax on investments; however, tax may be payable when money is withdrawn from the registered plan (other than from a tax-free savings account).

If you hold your investment outside of a registered plan, we will send you a tax slip that shows your share of the fund's earnings. You must calculate your taxable capital gains realized on redemption.

How much does it cost?

The following tables show the fees and expenses you could pay to buy, own and sell Class F(H) units of the fund. The mutual fund has other classes of units and the fees and expenses are different for each class. Ask about other classes that may be suitable for you.

1. Sales charges

The fund does not impose a sales charge. Your dealer may charge you a sales charge, commission or service fee. These charges are negotiated between you and your dealer.

2. Fund expenses

You don't pay these expenses directly. They affect you because they reduce the returns of this class. As of December 31, 2010, the expenses of this class were 0.44% of its value. This equals \$4.40 for every \$1,000 invested.

	<u>Annual rate (as a % of the fund's value)</u>
Management expense ratio (MER)	
This is the total of the management fee and operating expenses of Class F(H).	0.42%
Trading expense ratio (TER)	
These are the fund's trading costs.	<u>0.02%</u>
Fund expenses	<u><u>0.44%</u></u>

3. Other fees

You may have to pay other fees when you sell or switch units of the fund.

<u>Fee</u>	<u>What you pay</u>
Short-term trading fee	In order to protect unitholders from the costs associated with investors moving quickly in and out of the fund, we may put in place a short-term trading fee of up to 2% of the value of your units if you switch or redeem units within 60 days of buying units of the fund. This fee will go to the fund.
Switch fee	As described above, you may be charged a short-term trading fee of up to 2% of the value of your units if you switch or redeem units within 60 days of buying units of the fund. This fee goes to the fund.
Redemption fee	As described above, you may be charged a short-term trading fee of up to 2% of the value of your units if you switch or redeem units within 60 days of buying units of the fund. This fee goes to the fund.

What if I change my mind?

Under securities law in some provinces and territories, you have the right to:

- withdraw from an agreement to buy mutual fund units within two business days after you receive a simplified prospectus, or
- cancel your purchase within 48 hours after you receive confirmation of the purchase.

In some provinces and territories, you also have the right to cancel a purchase, or in some jurisdictions, claim damages, if the simplified prospectus, annual information form or financial statements contain a misrepresentation. You must act within the time limit set by the securities law in your province or territory.

For more information, see the securities law of your province or territory or ask a lawyer.

For more information

Contact Dimensional Fund Advisors Canada ULC or your adviser for a copy of the fund's simplified prospectus and other disclosure documents. These documents and the Fund Facts make up the fund's legal documents.

Dimensional Fund Advisors Canada ULC

Suite 1520
1500 West Georgia Street
Vancouver, British Columbia
V6G 2Z6

Phone: Call collect at 604-685-1633

Email: info@dfacanada.com

www.dfacanada.com